
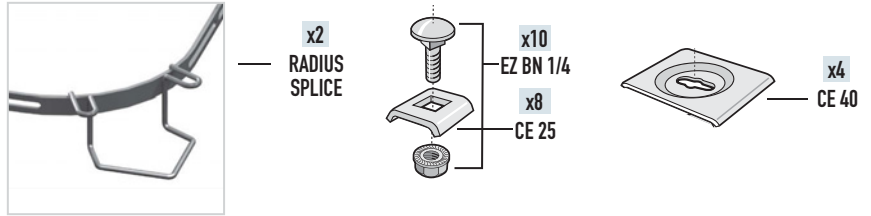


RADT 90 KIT 5 1/2" RADIUS TEE 90° KIT



- One Kit contains two Radius Splice, ten EZBN 1/4, eight CE 25 and four CE 40.
- Provides a sturdy radius tee that facilitates pulling MC or large power cables.
- Top wire loops help contain cable in tray while being pulled.
- One Kit contains hardware for one tee or two 90° bends.
- UL Classified Splice.
- Patented design.




	PKG QTY	HEIGHT		WEIGHT		EZ	GC	BL*
		INCHES	MM	LBS	KG			
RAD T 90 KIT 2	1	2"	54	0.66	0.7	942 911	943 209	943 027
RAD T 90 KIT 4	1	4"	105	0.66	0.7	942 912	943 157	943 108
RAD T 90 KIT 6	1	6"	150	0.67	0.7	942 942	943 160	**

* Other painted finishes available. Please contact Cablofil Customer Service.

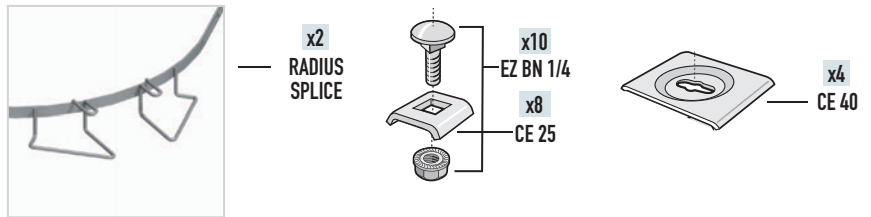
** Product number was not available at time of printing.

All dimensions are nominal. See product cut sheets at www.legrand.us/cablofil.

RADT 9012 KIT 12" RADIUS TEE 90° KIT



- One kit contains two Radius T 90 12 Splice, ten EZBN 1/4, eight CE 25 and four CE 40.
- Provides a sturdy radius tee that facilitates pulling MC or large power cables.
- Top wire loops help contain cable in tray while being pulled.
- One kit contains hardware for one tee or two 90° bends.
- UL Classified Splice.
- Patented design.



	PKG QTY	HEIGHT		WEIGHT		EZ	GC	BL*
		INCHES	MM	LBS	KG			
RAD T 90 12 KIT 2	1	2"	54	2.18	0.99	943 474	943 477	943 475
RAD T 90 12 KIT 4	1	4"	105	2.18	0.99	943 478	943 481	943 479
RAD T 90 12 KIT 6	1	6"	150	2.18	0.99	493 482	493 485	943 483

* Other painted finishes available. Please contact Cablofil Customer Service.

All dimensions are nominal. See product cut sheets at www.legrand.us/cablofil.

Cablofil

Finishes and Product Features

Cablofil wire cable tray and accessories are available in a variety of finishes to meet any industry need, from decorative to extreme environments. Use this chart to help you determine the best finish for your application and its availability.

FINISHES

SYMBOL	MATERIAL	FINISH & STANDARD	<i>Interior installations</i>	<i>Exterior installations</i>	<i>Petroleum Plants Chemical Plants</i>	<i>Marine/salt, Weak sulphurous environments</i>	<i>Acidic, alkaline environments</i>	<i>Food Production, Wash-down, Clean rooms</i>	<i>Halogen environments</i>
PG	Carbon Steel ASTM A653	Pre-Galvanized: Continuous Galvanization Before Fabrication ASTM A 653	●						
EZ	Carbon Steel ASTM A510 Grade 1008	Electrozinc: Electrozinc plating ASTM B 633	●						
GC	Carbon Steel ASTM A510 Grade 1008	Hot Dipped Galvanized: After Fabrication ASTM A 123		●	●	●	●		
DC	Carbon Steel ASTM A510 Grade 1008	Geomet: Zinc and Aluminum Protection Equivalent to Hot Dip Galvanization ASTM F 1136		●	●	●	●		
304L	Stainless Steel AISI Type 304L	Stainless Steel 304L: Cleaned and Passivated ASTM 380		●	●	●	●	●	●
316L	Stainless Steel AISI Type 316L	Stainless Steel 316L: Cleaned and Passivated ASTM A 380		●	●	●	●	●	●
BL	Carbon Steel ASTM A510 Grade 1008	Black Painted: Black Powder Coated ASTM D 3451	●						
PE	Carbon Steel ASTM A510 Grade 1008	Custom Painted: Custom Color Powder Coated ASTM D 3451	●						

For a more detailed explanation of finish standards and compatibility, visit www.legrand.us/cablofil.

● recommended ● possible

Galvanic Corrosion

Galvanic corrosion is the result of an electrochemical phenomenon due to the potential difference between different metals, or between a metal and the impurities it contains, when they are in electrical contact. Be aware of this phenomenon when selecting supports, splices and accessories. The results listed below are based on laboratory conditions and testing. However, in actual installations other conditions need to be considered to determine if significant galvanic reactions will occur.

RECOMMENDED COMPATIBILITY

Cable Tray	Accessories
EZ/PG	EZ/PG
GC	GC/DC
304 L	316 L
316 L	316 L

RECOMMENDED FOR TYPICAL CABLE TRAY

TRAY MATERIAL/FINISH	HARDWARE FINISH			
	Zinc-Plated	Geomet	GC	SS316
Steel/EZ (Electro-zinc)	●	●	●	●
Steel/GC (HDGAF)		●	●	●
Steel/BL (Painted)	●	●	●	●
Steel/PE (Painted)	●	●	●	●
Stainless-steel 304 (passive)		●	●	●
Stainless-steel 316 (passive)		●	●	●
Aluminum	●	●		●

● recommended ● acceptable

GALVANIC CORROSION TEST RESULTS:

SECONDARY MATERIAL (HARDWARE)	PRIMARY MATERIAL (TRAY)							
	Stainless 304L	Nickel	Copper	Brass	Carbon Steel	Aluminum	Chromium	Zinc
Stainless304L	0							
Nickel	180	0						
Copper	320	140	0					
Brass	400	220	80	0				
Carbon Steel	750	570	430	350	0			
Aluminum	840	660	520	440	90	0		
Chromium	950	770	630	550	200	110	0	
Zinc	1150	970	830	750	400	310	200	0

The potential differences are expressed in millivolts. Yellow shaded secondary materials in combination with primary materials listed above is not recommended.

Conditions

- | | |
|--|---|
| Lab Tests <ul style="list-style-type: none"> Submerged in seawater Equal mass materials Great connection | Typical Cable Tray Installation <ul style="list-style-type: none"> Wet/dry cycles not constant immersion Primary material may be 100 times greater Electrical current/connector |
|--|---|

CABLOFIL PRODUCT CODE

Our part number makes it easy to identify part type, size and finish. Please use this code whenever ordering or specifying any Cablofil product.

FOR TRAY:








CF	54	/	100	EZ
TYPE OF TRAY	DEPTH IN MM		WIDTH IN MM	FINISH CODE

FOR SUPPORTS AND OTHER PRODUCTS:

FASC	300	PG
PRODUCT CODE	SIZE IN MM	FINISH CODE

SYMBOLS LEGEND

Use these symbols to guide you through our catalog of innovative cable management products.

 ASSEMBLY WITHOUT NUTS AND BOLTS	 ASSEMBLY WITH NUTS AND BOLTS	 FAST ASSEMBLY	 NEW PRODUCT INNOVATION
 SAFE EDGE™	 PATENTED CABLOFIL PRODUCTS	 PATENTED FAST ASSEMBLY SYSTEM™ FAST ASSEMBLY SYSTEM	