

Reducing Couplings & Male Enlargers

Type REC – Reducing Couplings

Use:

To connect two different sizes of conduit together or to replace a coupling and reducer in an installation.

Features:

Tapered threads (NPT)

Materials:

REC-0705S through REC-1007S

Steel/Zinc Electroplated

REC-1207 through REC-5040

Malleable Iron/Zinc Electroplated

Third Party Certification:

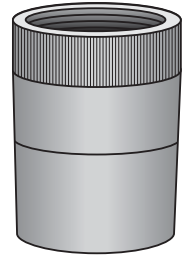


CSA Certified: LR-9795
Class I, Div. 1, 2, Groups A, B, C, D
Class II, Div. 1, 2, Groups E, F, G
Class III

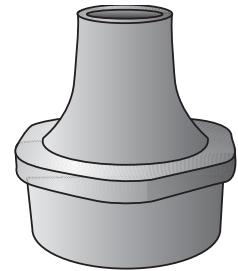
Applicable Third Party Standards:

CSA Standard: C22.2 No. 30
NEC Articles 500-503 & 505

Trade Size (inches)	Catalog Number	Dimension in Inches	
		Body Length	Max. Dia.
3/4 - 1/2	REC-0705S	1 1/8	1 1/16
1 - 1/2	REC-1005S	1 13/16	1 13/16
1 - 3/4	REC-1007S	1 13/16	1 13/16
1 1/4 - 3/4	REC-1207	1 7/8	2 1/16
1 1/4 - 1	REC-1210	2	2 3/16
1 1/2 - 3/4	REC-1507	1 7/8	2 1/2
1 1/2 - 1	REC-1510	2	2 1/2
1 1/2 - 1 1/4	REC-1512	2	2 1/2
2 - 3/4	REC-2007	1 7/8	3
2 - 1	REC-2010	2	3
2 - 1 1/4	REC-2012	2	3
2 - 1 1/2	REC-2015	2	3
2 1/2 - 1 1/2	REC-2515	2 1/2	3 3/16
3 - 2	REC-3020	2 9/16	4 1/4
4 - 3	REC-4030	3 3/16	5 5/8
5 - 4	REC-5040	4 3/4	6 13/16



Type REC-0705S – Type REC-1007S



Type REC-1207 – Type REC-5040

Type ME-S – Male Enlargers

Use:

Enlarges a threaded hub in an enclosure or fitting. Example: A 3/4" conduit may connect to a 1/2" female hub by using an ME-323S. See illustration below.

Features:

- Knurled female hub
- Tapered threaded hubs (NPT) for Rigid Conduit and IMC.

Material/Finish:

Steel/Zinc Electroplated

Third Party Certification:



UL Listed: E-34997
Class I, Div. 1, 2, Groups A, B, C, D
Class I, Zone 1, 2, Groups IIA, IIB, IIC
Class II, Div. 1, 2, Groups E, F, G
Class III
Suitable for wet locations



CSA Certified: 009795

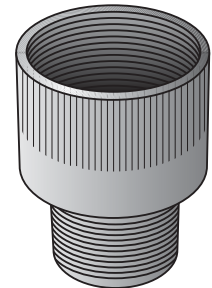
Applicable Third Party Standards:

UL Standards: 514B and 886
CSA Standard: C22.2 No. 30
NEC Articles 500-503 & 505

Suggested Specification:

Where male enlargers are required, they shall be of steel construction, UL Listed for use in wet and hazardous locations as defined in NEC Articles 500-503 and 505. The male enlargers shall be O-Z/Gedney Type ME-S.

Catalog Number	Thread (NPT)		Dimension in Inches		
	Female	Male	Body Length	Hub Length	Max. Dia
ME-323S	3/4	1/2	1 1/16	5/8	1 1/16
ME-324S	1	3/4	1 3/4	1 1/16	1 7/16
ME-325S	1 1/4	1	1 15/16	1 3/16	1 13/16



Type ME-S

