

CABLOFIL CABLE MANAGEMENT

Finishes and Product Features

Cablofil Cable Management is available in a variety of finishes to meet any industry need, from decorative to extreme environments. Use this chart to help you determine the best finish for your application and its availability.

SYMBOL	MATERIAL	FINISH & STANDARD	INTERIOR INSTALLATIONS	EXTERIOR INSTALLATIONS	PETROLEUM PLANTS CHEMICAL PLANTS	MARINE/SALT, WEAK SULPHUROUS ENVIRONMENTS	ACIDIC, ALKALINE ENVIRONMENTS	FOOD PRODUCTION, WASH-DOWN, CLEAN ROOMS	HALOGEN ENVIRONMENTS
PG	Carbon Steel ASTM A653	Pre-Galvanized: Continuous Galvanization Before Fabrication ASTM A 653	●						
EZ	Carbon Steel ASTM A510 Grade 1008	Electro zinc: Electro zinc plating ASTM B 633	●						
GC	Carbon Steel ASTM A510 Grade 1008	Hot Dipped Galvanized: After Fabrication ASTM A 123		●	●	●	●		
DC	Carbon Steel ASTM A510 Grade 1008	Geomet: Zinc and Aluminum Protection Equivalent to Hot Dip Galvanization ASTM F 1136		●	●	●	●		
304L	Stainless Steel AISI Type 304L	Stainless Steel 304L: Cleaned and Passivated ASTM A 380		●	●	●	●	●	●
316L	Stainless Steel AISI Type 316L	Stainless Steel 316L: Cleaned and Passivated ASTM A 380		●	●	●	●	●	●
BL	Carbon Steel ASTM A510 Grade 1008	Black Painted: Black Powder Coated ASTM D 3451	●						
PE	Carbon Steel ASTM A510 Grade 1008	Custom Painted: Custom Color Powder Coated ASTM D 3451	●						

For a more detailed explanation of finish standards and compatibility, visit www.legrand.us/cablofil.

● Recommended ● Possible

Galvanic Corrosion

Galvanic corrosion is the result of an electrochemical phenomenon due to the potential difference between different metals, or between a metal and the impurities it contains, when they are in electrical contact. Be aware of this phenomenon when selecting supports, splices and accessories. The results listed below are based on laboratory conditions and testing. However, in actual installations other conditions need to be considered to determine if significant galvanic reactions will occur.

RECOMMENDED COMPATIBILITY

CABLE TRAY	ACCESSORIES
PG / EZ	PG / EZ
GC	GC / DC
304L / 316L	316L

RECOMMENDED FOR TYPICAL CABLE TRAY

TRAY MATERIAL & FINISH	HARDWARE FINISH			
	ZINC-PLATED	GEOMET	GC	316L
Steel/EZ (Electrozinc)	●	●	●	●
Steel/GC (HDGAF)		●	●	●
Steel/BL (Painted)	●	●	●	●
Steel/PE (Painted)	●	●	●	●
Stainless-steel 304 (Passive)		●	●	●
Stainless-steel 316 (Passive)		●	●	●
Aluminum	●	●		●

● Recommended ● Possible

GALVANIC CORROSION TEXT RESULTS

SECONDARY MATERIAL (HARDWARE)	PRIMARY MATERIAL (TRAY)							
	STAINLESS-STEEL 304L	NICKLE	COPPER	BRASS	CARBON STEEL	ALUMINIUM	CHROMIUM	ZINC
Stainless-steel 304L	0							
Nickle	180	0						
Copper	320	140	0					
Brass	400	220	80	0				
Carbon Steel	750	570	430	350	0			
Aluminum	840	660	520	440	90	0		
Chromium	950	770	630	550	200	110	0	
Zinc	1150	970	830	750	400	310	200	0

The potential differences are expressed in millivolts. Shaded secondary materials in combination with primary materials listed above is not recommended.

Conditions

Lab Tests

- Submerged in seawater
- Equal mass materials
- Great connection

Typical Cable Tray Installation

- Wet/dry cycles not constant immersion
- Primary material may be 100 times greater
- Electrical current/connector

CABLOFIL PRODUCT CODE

Our part number makes it easy to identify part type, size and finish. Please use this code whenever ordering or specifying any Cablofil product.

FOR TRAY			
TYPE OF TRAY	DEPTH IN MM	WIDTH IN MM	FINISH CODE
CF	54	100	EZ

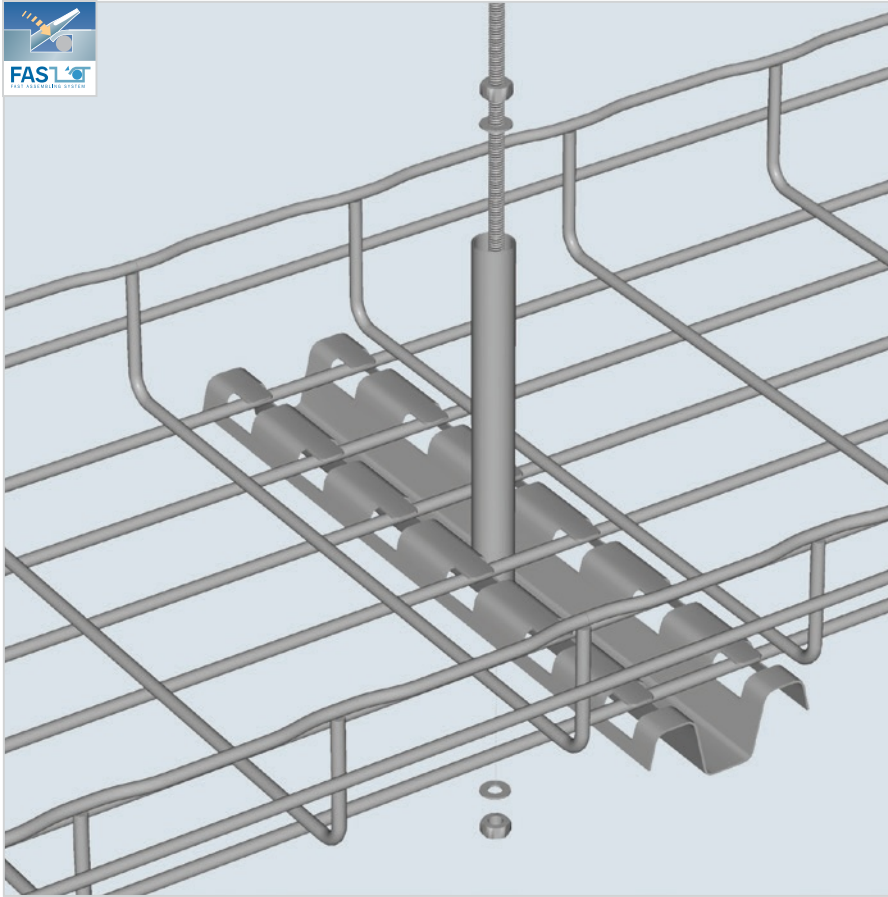
FOR SUPPORTS AND OTHER PRODUCTS		
PRODUCT CODE	SIZE IN MM	FINISH CODE
FASC	300	PG

SYMBOLS LEGEND

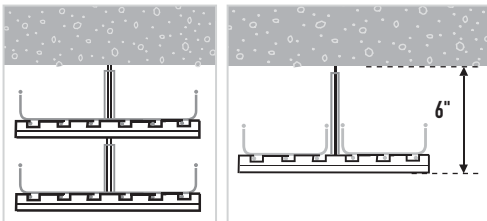
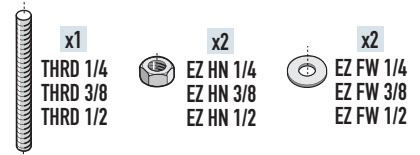
Use these symbols to guide you through our catalog of innovative cable management products.



FAS PCH CENTER HANGER



- Only one threaded rod is needed to suspend tray.
- Suspension tube protects cables.
- 6" and 18" Center Hangers have offset suspension tube to avoid center wire.
- Threaded rod, nuts and washers sold separately.
- Balanced loading recommended.
- Limit to 6" or smaller tray.



	LENGTH		WEIGHT		PG	GC	316L	BL	PE
	INCHES	MM	LBS	KG					
FASPCH 150	6.0	144	0.6	0.2	942 357	942 693	942 477	942 315	942 387
FASPCH 200	8.0	194	0.7	0.3	586 200	942 673	942 478	941 310	934 049
FASPCH 300	12.0	294	0.9	0.4	586 300	942 674	942 468	941 311	934 050
FASPCH 400	16.0	394	1.1	0.5	586 400	942 675	942 479	941 312	934 051
FASPCH 450	18.0	444	1.3	0.6	586 450	942 676	942 469	941 313	934 052
FASPCH 500*	20.0	494	1.3	0.6	586 500	942 677	942 480	941 314	934 053
FASPCH 600*	24.0	594	1.5	0.7	586 600	942 678	942 481	941 315	934 054

*1/2 threaded rod required for this size hanger.

